

# WORKING TOGETHER ON THE BEST POSSIBLE PORT MAKE IT HAPPEN

---

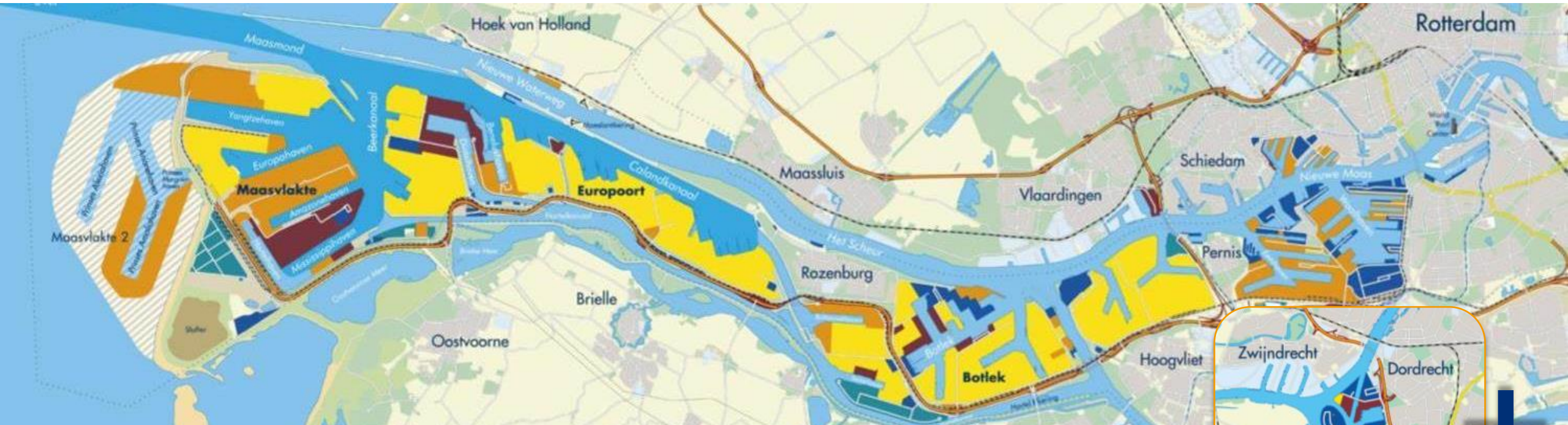


# 500 million consumers within 24 hours reach





# Port and industrial area (more than 40 kilometres)



Liquid Bulk

Containers

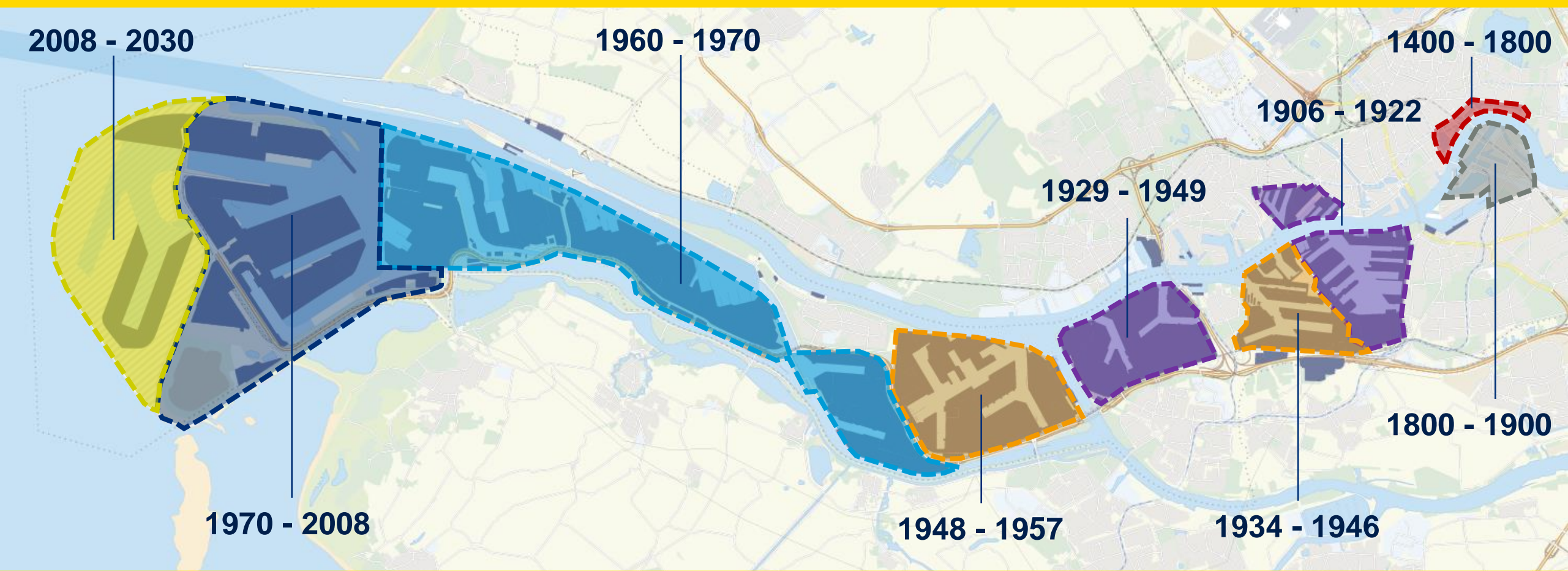
Dry Bulk

Distribution

Other



# Port development





# Port areas: Waal-/Eemhaven





# Port areas: Maasvlakte2





# Port areas: Pernis





# Port areas: Botlek





# Port in figures

## Port of Rotterdam engine of the economy

- Total port area 12,500 ha (net 6,000 ha)
- Total employment 180,000 people
- Total added value € 21 billion (3.5% GNP)
- Throughput approx. 450 million tons; 12 million TEU
- Depth up to 75 ft (= 24 m)



Employment



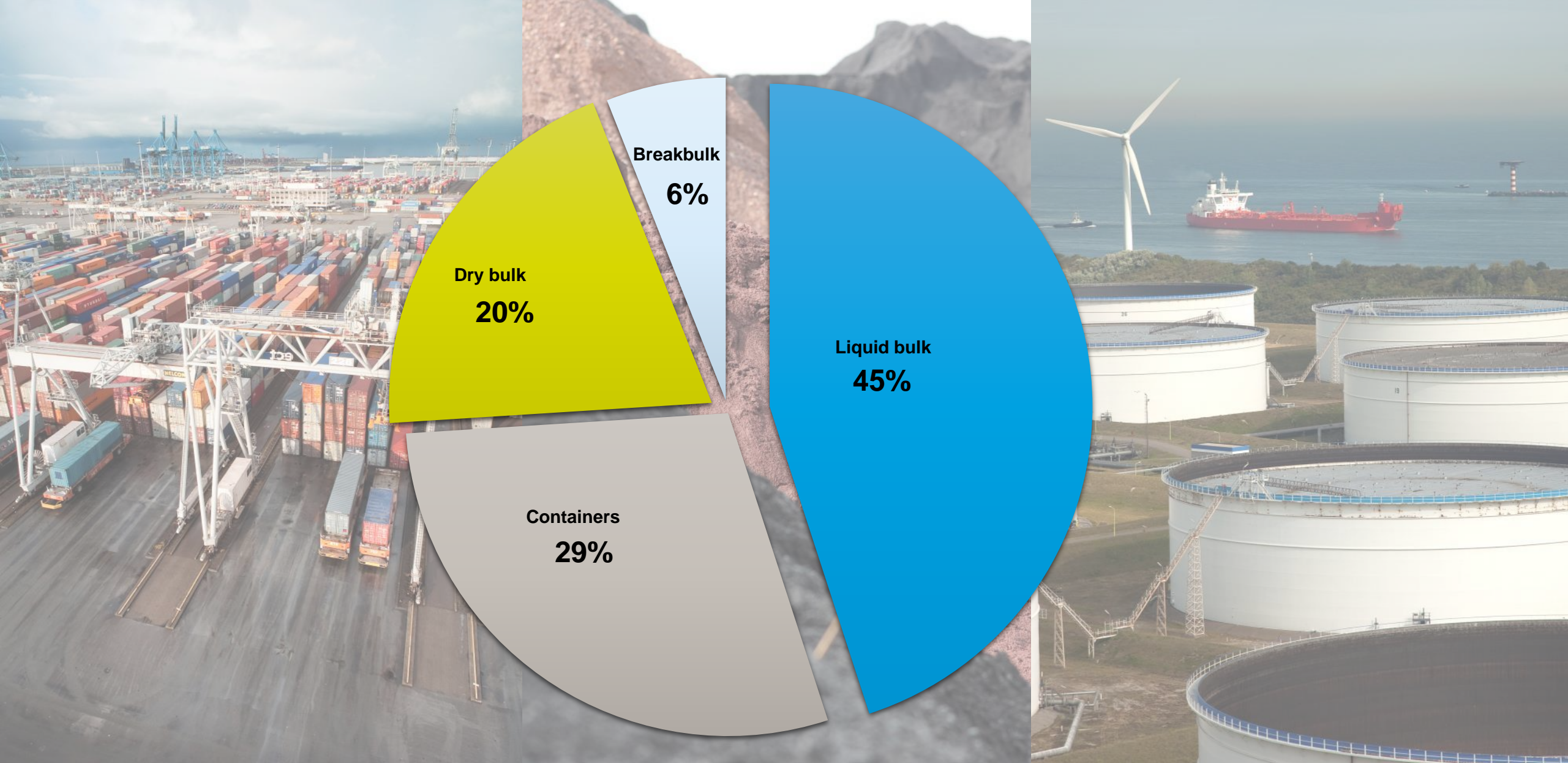
# Port of Rotterdam: the facts

- Largest port of Europe
- Total surface: 12,500 ha
- Depth 24 meter
- 80 terminals
- 9 power plants
- 8<sup>th</sup> port in the world
- 3,000 companies
- 70.5 km quay length



Maasvlakte 2

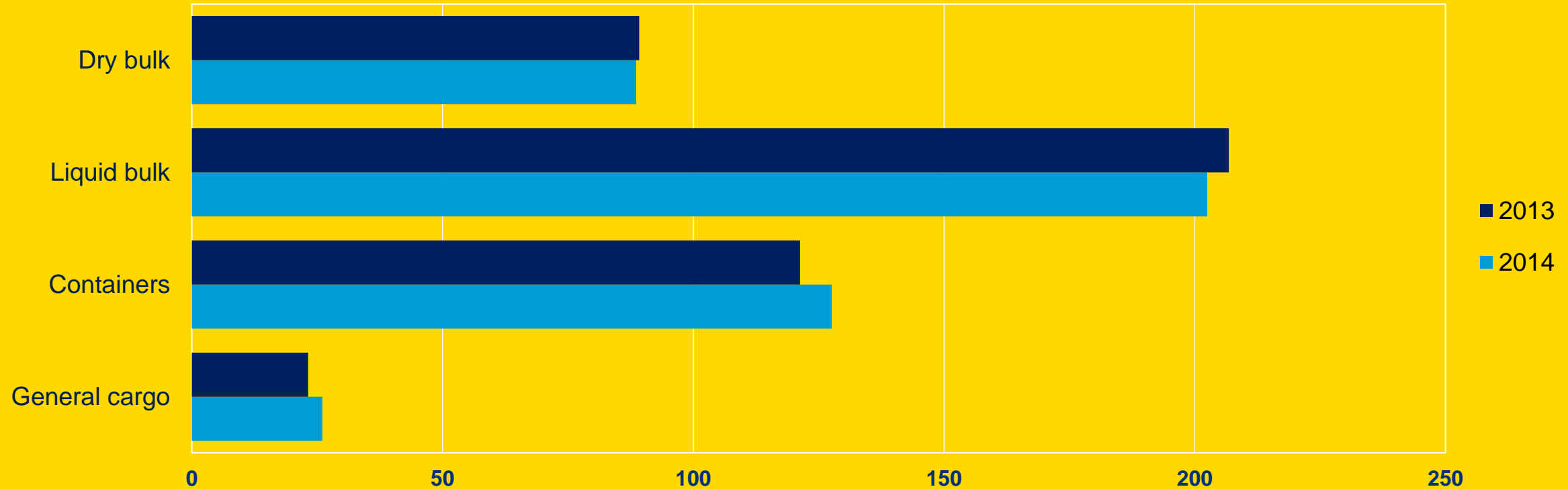






# Total throughput by commodity

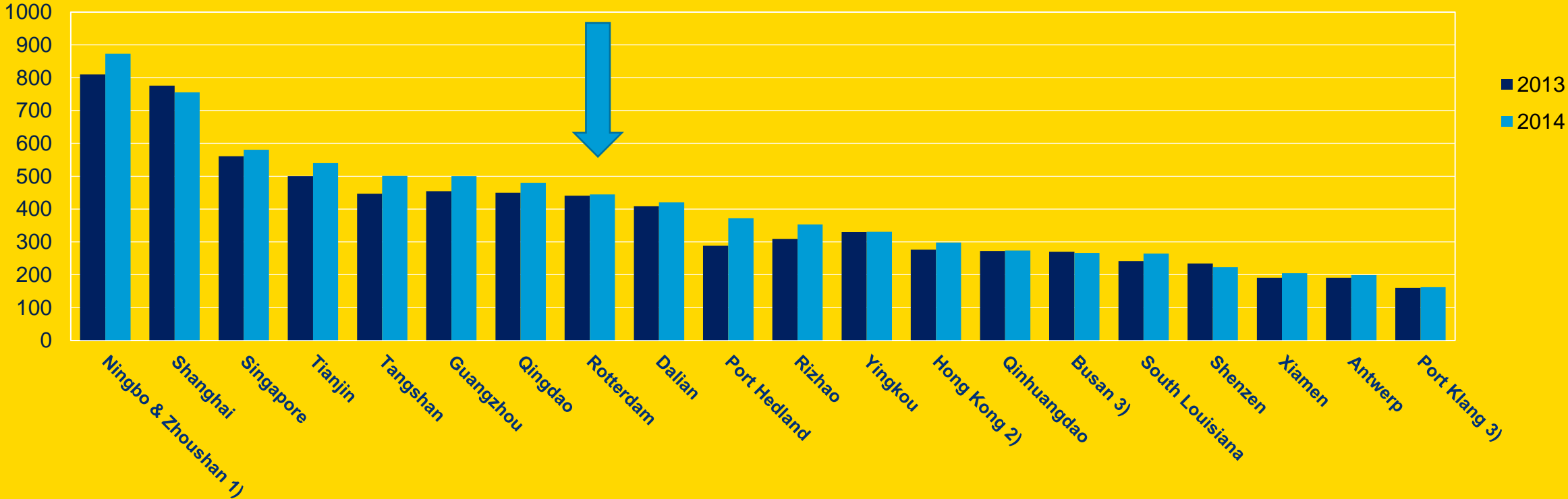
## 2014 – 2013 (throughput in million metric tons)





# World Top 20 ports

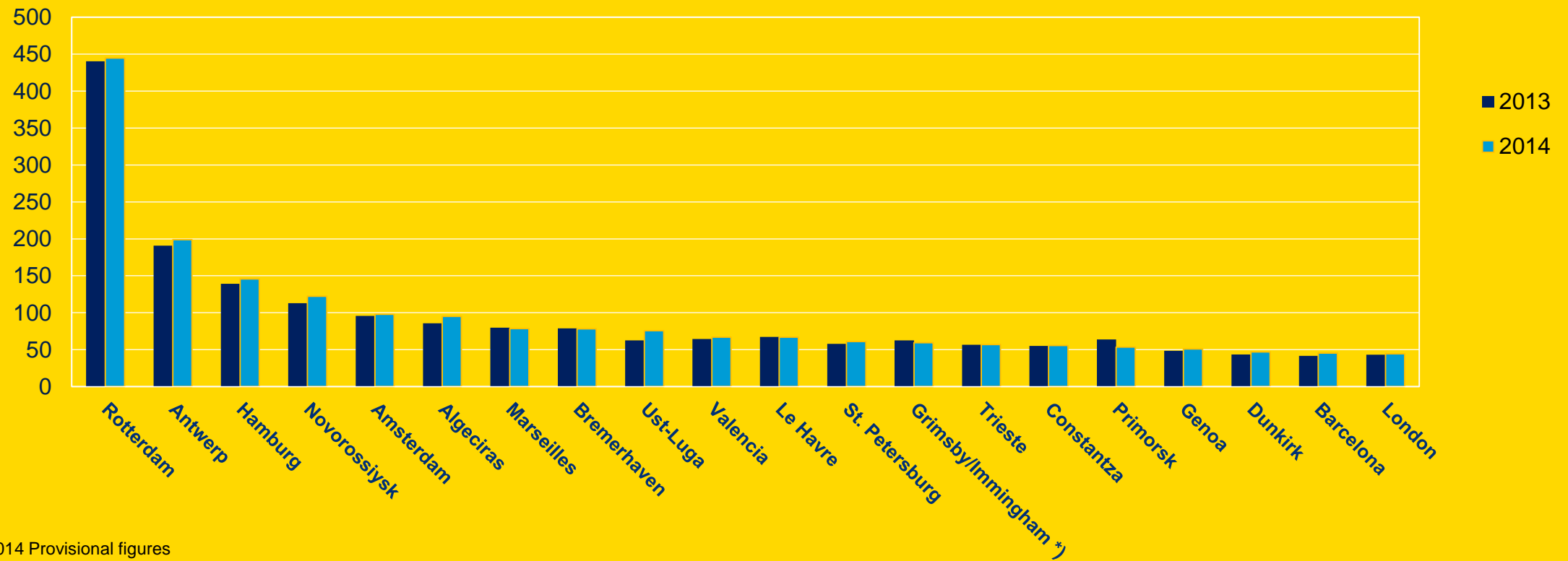
(Total throughput in million metric tons)





# European Top 20 ports

(Total throughput in million metric tons)



\*) 2014 Provisional figures



# DEVELOPMENTS

---





# Change of era

- **Change of era, not an era of change**

- Shifts in the energy sector: emergence of American shale gas, renewable energy (generated locally), price fluctuations (gas, coal, oil)
- Emergence of bio-based and circular economy
- Increase in scale of container shipping; formation of alliances among shipping companies

- **This creates a dynamic in the logistics and industry sectors**

- In addition to continuing trends such as automation, globalisation, etc

- **Consequently: nourish existing, large-scale sectors; at the same time innovate and expand the port's portfolio**

- The results of such actions are not always or immediately reflected in the throughput figures, although they are reflected in employment and added value



# Containers: strengthening of competitive position

## Accommodate and stimulate growth by:

- Exchange of containers among terminals: CER
- Terminals become operational RWG and APMT MV2, investments in ECT, CT Alblasserdam
- Stimulate transshipment and 2nd call deepsea by discounting port dues
- Inland shipping: development of NextLogic scheduling tool, among others
- Rail

**In addition, anticipate 2016 employment issue**



# Rail: essential and full of opportunities

- **Ambition:** increase in rail volume maritime containers from 580,000 TEU (2013) to 880,000 TEU (2020)
- **Approach to infrastructure:**
  - Alternative for Caland rail bridge;
  - 3rd railway line Emmerich-Oberhausen
- **Approach to rail product:**
  - stimulate market demand in South Germany;
  - New shuttles (Railincubator);
  - Further develop pan-European rail transport

ROTTERDAM - NÜRNBERG - MÜNCHEN

**Wählen Sie den  
anderen Weg.**



Port of  
Rotterdam

EUROPEAN  
GATEWAY  
SERVICES



TXLOGISTIK

SCHNELL UND ZUVERLÄSSIG 4X DIE WOCHE



# Industry and energy: nurture existing oil sector and petrochemicals

## Strengthen competitive position by:

- Further integration of the petrochemical complex through means of pipelines (such as Multicore 2)
- Upgrade nautical infrastructure (buoys and poles, jetties)
- Increase the flexibility and service levels of tank terminals
- Deepen the Nieuwe Waterweg (New Waterway)



# Industry and energy: enhance sustainability and innovate

## Enhance sustainability and innovate by:

- Constructing LNG Breakbulk Terminal
- Developing bio-based chemical sector (plug & play Maasvlakte 2)
- Deltaplan Energy Infrastructure
- Enhance chain sustainability (ROAD, biomass certification, Bettercoal)



LNG Breakbulk terminal



# Expansion: Maritime industry and offshore: wide range of opportunities

## Focus on:

- Offshore industry
- Decommissioning drilling platforms

## Pioneering Spirit - Allseas:

- In Prinses Alexiahaven for assembly of top-side lifting system
- Spin-off for maritime cluster



Location of offshore activities on Maasvlakte 2



# Pioneering Spirit on Maasvlakte 2



February 2015




# ACCESSIBILITY

---



# Accessibility Rotterdam

## 24/7 without locks




Port	Sailing time pilot to berth
Rotterdam Maasvlakte	2 hours
Hamburg	12 hours
Antwerp	12 hours

Hamburg	12.80 m
Antwerp	13.10 m
Amsterdam	13.70 m



# Draft European ports



**Rotterdam**  
The Netherlands



8

23

12

2

2

**Deepsea**  
Weekly schedule  
to Rotterdam





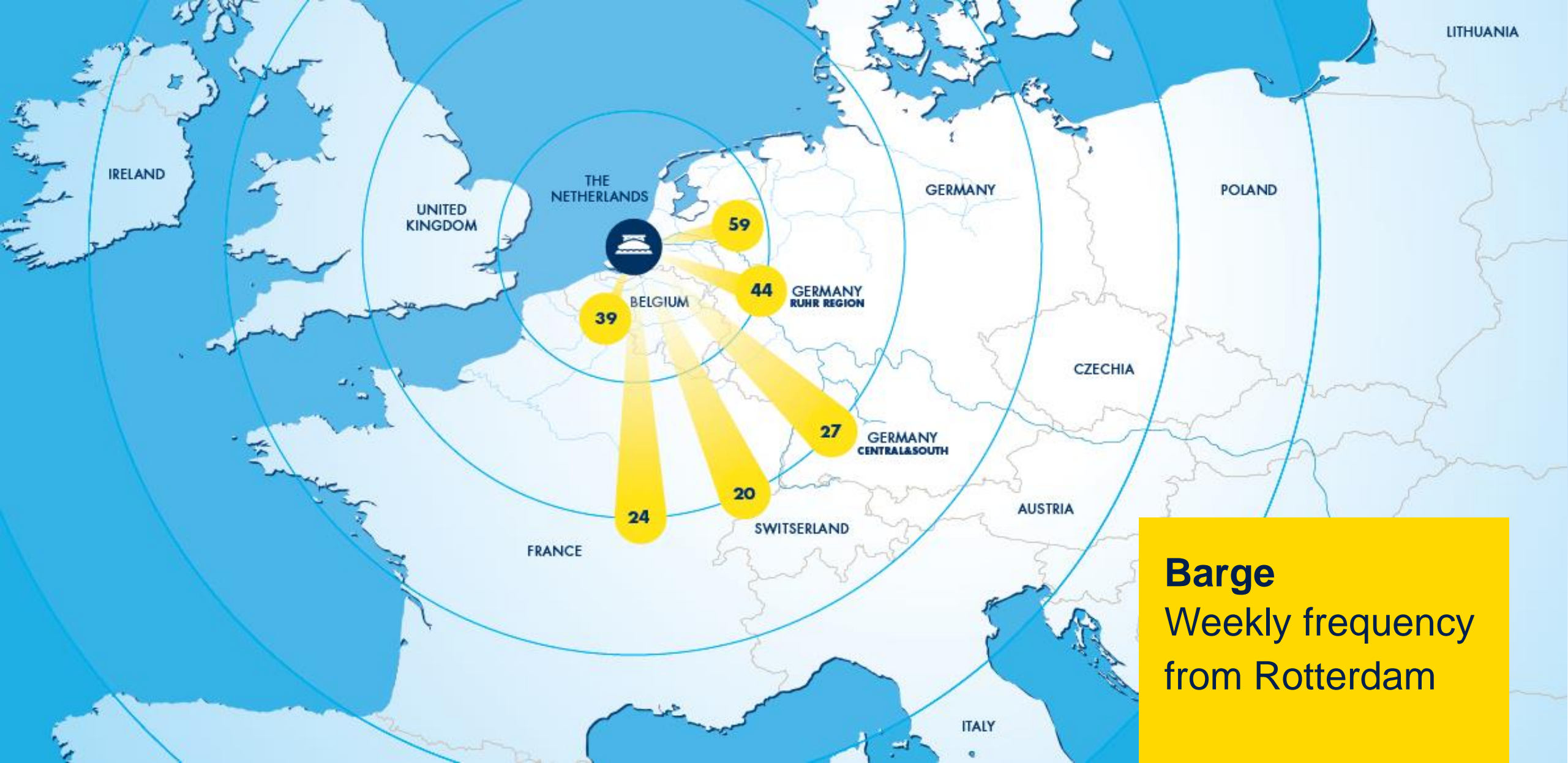
# Shortsea connections

# Rail

Weekly frequency  
from Rotterdam







**Barge**  
Weekly frequency  
from Rotterdam

# QUESTIONS?

---

